



GONAL-*f*[®]

Information For Your Fertility Journey

**GONAL-*f*[®] 1050 IU (77 µg)
or 450 IU (33 µg) Multi-Dose Vials
(follitropin alpha for injection)**

GONAL-*f*[®]
FOLLITROPIN ALFA



**EMD
SERONO**

INFORMATION FOR THE PATIENT

Introduction

This booklet contains answers to many questions about infertility and the treatments you are receiving with GONAL-*f*[®] (follitropin alpha for injection). Please read this information carefully and discuss any questions or concerns you may have with your doctor.

What is GONAL-*f*[®]?

GONAL-*f*[®] is follicle-stimulating hormone (FSH) with no urinary proteins, which stimulates oocyte (egg) development in women. GONAL-*f*[®] is a highly purified recombinant human form of FSH, manufactured using the latest technology with proven effectiveness and safety in clinical studies.

GONAL-*f*[®] is used to stimulate the maturation of follicles in ovulatory patients undergoing Assisted Reproductive Technologies (ART) such as *in vitro* fertilization (IVF). To complete the maturation of follicles, another hormone, hCG (human chorionic gonadotropin), is given.

GONAL-*f*[®] is also used to stimulate the maturation of follicles in some patients whose menstrual cycle is either irregular or absent. To complete the maturation of follicles another hormone, hCG, is given.

How is GONAL-*f*[®] Different From Other Treatments?

Over the years, the gonadotrophin drugs used in the treatment of infertility have undergone significant changes and improvements. Many other products, that are not derived from recombinant technology, contain FSH and varying amounts of LH and urinary proteins.

GONAL-*f*[®] is produced through rDNA technology and consists only of highly purified r-hFSH.

Who Should Not Take GONAL-*f*[®]?

GONAL-*f*[®] should **not** be used if:

- you are hypersensitive to FSH or to any of the other ingredients of GONAL-*f*[®].
- you have tumours of the hypothalamus and pituitary gland.
- you are pregnant or breastfeeding.
- you have ovarian enlargement or a cyst not due to polycystic ovarian disease (PCO).
- you have a gynaecological bleeding of unknown cause.
- you have ovarian, uterine or breast cancer.

How is GONAL-*f*[®] Administered?

GONAL-*f*[®] cannot be taken orally because it would be digested in the stomach and for this reason, it must be taken by injection. Due to its high level of purity, GONAL-*f*[®] is approved for subcutaneous injection (just under the skin), which is easier and less painful than intramuscular injections (in the muscle). In fact, with professional guidance, you can learn to inject yourself, in the comfort and privacy of your own home.

How Long Will One Treatment Cycle Last?

This depends on your follicular response to therapy. Each treatment cycle is individualized and your doctor will need to carefully evaluate how you respond.

Are There Any Side Effects With Gonadotrophin Therapy?

Fertility drugs are safe to take with close monitoring by your doctor. As with all medication, there is a potential for side effects. Some patients undergoing gonadotrophin therapy may experience some breast tenderness, fatigue, bloating, weight gain, nausea or diarrhea. These are temporary and will resolve once treatment is stopped.

Other adverse reactions may include a rash and local swelling at the injection site.

The greatest concern your doctor will have is ovarian hyperstimulation syndrome (OHSS). To avoid the development of OHSS, your doctor will carefully monitor your response to GONAL-*f*[®]. Ovarian enlargement, sometimes accompanied by abdominal bloating and pain, may occur in about 20% of women taking gonadotrophins. This is generally reversed with cessation of treatment and severe life-threatening cases are rare. In cases where OHSS is developing it is recommended to not give hCG, and women should prevent pregnancy at this time by not having sexual intercourse.

Since women with infertility undergoing assisted reproduction, particularly IVF, may have tubal abnormalities, the incidence of ectopic pregnancies (pregnancy in the fallopian tubes) might be increased. Early ultrasound to confirm that a pregnancy is in the uterus is important.

Miscarriages may be higher than in the normal population, but comparable with the rates found in women with fertility problems. There have been isolated reports of non-serious allergic reactions to GONAL-*f*[®]. If you had this type of reaction to similar medicines, inform your doctor.

The incidence of multiple births with GONAL-*f*[®] is no different from any other gonadotropin and is dependent upon the protocol used by the clinic. Your doctor will monitor you closely to help minimize the possibility of a multiple pregnancy. The majority of births (about 80%) are single babies. Of those women who do have multiple births, the majority of these are twins. Only very few women conceive three or more babies. Even so, neither single nor multiple births can be guaranteed.

A causal relationship between treatment with fertility drugs and ovarian cancer has not been established.

If you experience any unusual symptoms or side-effects, you should report them to your doctor immediately. It is also wise to discuss the possibility of side effects with your doctor before you begin treatment.

How is GONAL-*f*[®] Dosed?

Always take GONAL-*f*[®] exactly as your doctor has instructed you. You should check with your health care provider if you are unsure. Every treatment is individualized. Your treatment has been carefully designed for you by your doctor. Over the course of your treatment, doses may range between 75 to 450 IU depending on your specific medical condition and your response to the medicine.

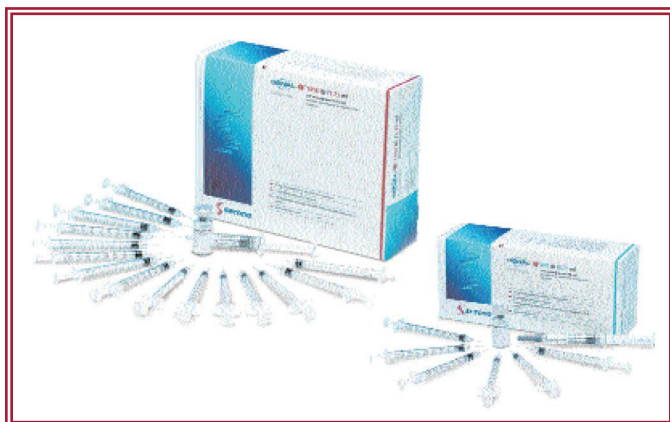
Overdose

What should I do if I accidentally inject more than my prescribed amount of GONAL-*f*[®]? The effects of an overdose of GONAL-*f*[®] are unknown. You should contact your doctor for advice if you take more than your prescribed dose of GONAL-*f*[®].

Missed dose

What should I do if I forget to take my GONAL-*f*[®]? Do not take a double dose to make up for any doses you have missed. Contact your doctor for advice if you forget to take a dose of GONAL-*f*[®].

What Dosage Forms Are Available?



GONAL-*f*[®] is available in 1050 IU (77µg*) and 450 IU (33 µg)

Multi-Dose vials. Depending on the dosage regimen, the 450 IU (33 µg) vial can also be administered as a Single-Dose injection.

- Each box for the Multi-Dose contains a vial of medication (white powder), a pre-filled syringe containing bacteriostatic sterile water for injection USP, as well as injection syringes.



GONAL-*f*[®] is also available in 75 IU (5.5 µg) Single-Dose vials.

- Each box for the single doses contains a vial of medication (white powder), a vial or pre-filled syringe of sterile water for injection, Ph.Eur./USP (liquid) and a needle for mixing and a needle for injection.

*µg is pronounced ‘microgram’ and is a unit of measure.

Is There a Difference Between GONAL-*f*[®] 1050 IU (77 µg)/ 450 IU (33 µg) Multi-Dose Vials and the GONAL-*f*[®] 75 IU (5.5 µg) Single-Dose Vials?

Both products contain the same, highly pure r-hFSH. However, the 1050 IU (77 µg) Multi-Dose vial contains the equivalent of fourteen 75 IU (5.5 µg) vials and the 450 IU (33 µg) Multi-Dose vial contains the equivalent of six 75 IU (5.5 µg) vials. The 1050 IU (77 µg) and 450 IU (33 µg) Multi-Dose presentations are stable for 28 days after reconstitution when stored at or below room temperature (25° C).

The GONAL-*f*[®] Multi-Dose vials are over-filled in order to deliver approximately 1050 IU (77 µg) or 450 IU (33 µg) in several smaller daily doses, respectively. It is common for a small amount of drug to be left over in each vial that cannot be retrieved with a syringe. This is normal. Any irretrievable drug remaining in the vial after your treatment is complete should be discarded.

Single-Dose vials of 75 IU (5.5 µg) must be used immediately after mixing and are available to satisfy specific dosing needs.

Vials of GONAL-*f*[®] lyophilized powder for reconstitution are stable when stored at or below room temperature (25°C) and protected from light.

Do not freeze.

Do not use the product after the expiry date indicated on the label.

Important Points To Remember:

Always Follow The Basic Principles Of Self-Injection:

- It is recommended that you inject GONAL-*f*[®] at around the same time each day.
- Use a clean work surface and clean skin as directed.
- Always check expiry date before use - never use expired GONAL-*f*[®].
- Check dosage and instructions for mixing.
- Be sure to use the correct strength and correct amount of diluent.
- Check medication after reconstitution - do not use if medication is cloudy, lumpy or discoloured.
- Alternate injection sites each day.
- Check and record site of injections each day.

If you are unsure about the mixing of the solution, or have difficulty with the injections, call your clinic or contact MOMENTUM at 1-800-387-8479 immediately.

How To Inject GONAL-*f*® A Step by Step Guide

Understandably, you may be a little apprehensive at first about giving yourself an injection. That is why this booklet has been produced. Refer to it as necessary and follow each instruction step by step. If you have any questions or concerns that are not addressed here, please consult your clinic or contact MOMENTUM at 1-800-387-8479.

Every treatment is individualized. Yours has been carefully designed for you by your doctor according to your own specific needs. It is very important that you keep your appointments and follow your doctor's instructions, particularly with regard to the amount and frequency of the medication you are taking. If you have concerns regarding your dosage, consult your doctor. Do not adjust your dosage without being instructed to do so. If you forget or miss an injection, do not panic, but you should call your doctor for advice.

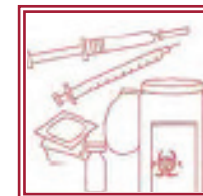
Instructions for Using GONAL-*f*® 1050 IU (77 µg) or 450 IU (33 µg) Multi-Dose Vials

Please read through the following instructions before you begin, in order to become familiar with self-administration of GONAL-*f*® Multi-Dose vials.

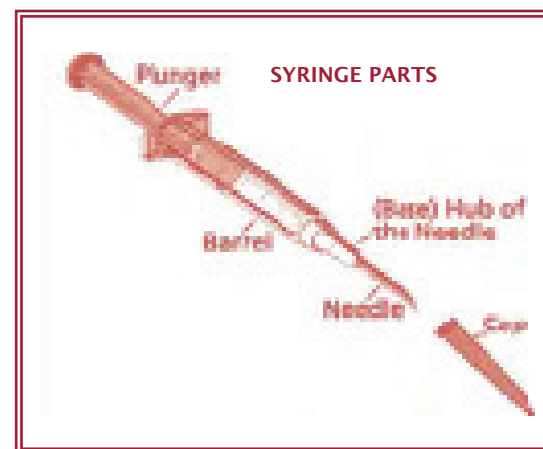
1. Getting Ready

On a clean work surface, lay out everything you will need:

- Vial containing GONAL-*f*® 1050 IU (77 µg) or 450 IU (33 µg) Multi-Dose (white powder).
- Diluent in the pre-filled syringe labeled "Bacteriostatic Sterile Water for Injection, USP".
- One 1 mL syringe with a 1/2 inch 27 gauge needle attached for injection. The syringe has unit dose markings from 37.5 IU (2.8 µg) FSH to 600 IU (44 µg) FSH for use with the GONAL-*f*® Multi-Dose vials.
- Three alcohol wipes.
- Needle disposal container.



If you use your kitchen to prepare the injection, ensure that all medicines and needles are kept well away from food. As for the injection itself, it can be given in any room where you feel comfortable.



2. Cleanse

- Before you start, wash your hands well with soap and water. It is important that your hands and the items you use be as clean as possible.
- Needles should not touch any surface except inside the vials and alcohol-cleaned skin; keep them capped prior to use.
- Make sure you use a new needle each time you inject to avoid contamination.

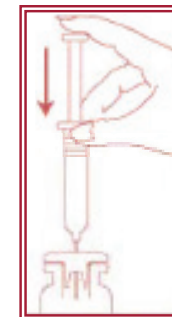


3. Mixing GONAL-*f*[®] 1050 IU (77 µg) or 450 IU (33 µg) Multi-Dose Vials

- Using your thumb, flip off the plastic cap of the GONAL-*f*[®] 1050 IU (77 µg) or 450 IU (33 µg) Multi-Dose vial.
- Wipe the rubber stopper on the top of the vial with an alcohol wipe.
- Hold the barrel of the syringe and carefully twist and pull the needle cap off the syringe labeled “Bacteriostatic Sterile Water for Injection, USP”. Do not touch the needle or allow the needle to touch any surface.
- Position the needle in a straight, downward position over the marked centre circle of the rubber stopper on the vial of GONAL-*f*[®] 1050 IU (77 µg) or 450 IU (33 µg) Multi-Dose powder. Keep the needle in a straight, downward position as you insert it through the centre circle or it may be difficult to depress the plunger.



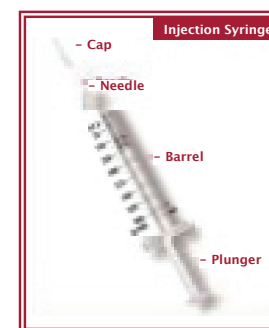
- Slowly inject the bacteriostatic sterile water into the vial by pushing the syringe plunger down. When all the bacteriostatic sterile water has been injected into the vial, withdraw the syringe and safely dispose of it immediately in your disposal container. Do not use the syringe to inject your dose. The bacteriostatic sterile water and white powder will mix to form a clear liquid.



- Do not shake the vial. If bubbles appear, wait a few moments for the bubbles to settle. The liquid drug should be clear.
- DO NOT USE IF SOLUTION APPEARS CLOUDY, LUMPY or DISCOLOURED. Report this and the lot number to your doctor.
- Once reconstituted (mixed), write the date of reconstitution on the vial or box in order to keep track of its 28-day shelf-life.

4. Determining Your Dose on the Injection Syringe

Your doctor will instruct you to take a specific dose of GONAL-*f*[®] 1050 IU (77 µg) or 450 IU (33 µg) Multi-Dose. Your doctor will show you how to locate the syringe marking that corresponds to your prescribed dose.



IMPORTANT: If your doctor instructs you to increase or decrease your dose for one or more days, find the correct dose marking on the injection syringe and make the change as directed. Contact your clinic office if you have questions.

5. Preparing Your Dose

- Wipe the rubber stopper of the vial of GONAL-*f*[®] Multi-Dose with an alcohol wipe.
- Carefully pull the cap from the needle for injection. Do not touch the needle or allow the needle to touch any surface. Firmly hold the vial of GONAL-*f*[®] 1050 IU (77 µg) or 450 IU (33 µg) Multi-Dose liquid on a flat surface and insert the needle straight through the marked center circle of the rubber stopper.
- Keeping the needle in the vial, lift the vial and turn it upside down with the needle pointing toward the ceiling. With the needle tip in the liquid, slowly pull back the plunger until the syringe fills to slightly more than the mark for your prescribed dose. Next, keeping the needle in the vial, slowly adjust the plunger to your prescribed dose-this will clear away any air bubbles.
- Check that you have the plunger set at your prescribed dose.
- Remove the needle from the vial. Recap the needle. Do not touch the needle or allow the needle to touch any surface. Carefully lay the syringe down on a flat, clean surface. You should now be ready to prepare the injection site and inject your prescribed dose.



IMPORTANT: During your treatment, if you do not have enough GONAL-*f*[®] for your prescribed dose, and you need to reconstitute another Multi-Dose vial, please read instructions found in the box below, otherwise, please follow through to the next bullet point.

If you have some GONAL-*f*[®] remaining in the vial of GONAL-*f*[®] Multi-Dose, but the amount remaining is not enough to complete your next dose, follow these steps to maintain sterility:

1. Verify the amount remaining in the vial currently in use by withdrawing the remaining liquid into a syringe for injection, making note of the exact volume, and returning it to the vial.
2. Discard the empty syringe.
3. Mix the new vial as directed in step No. 3 “Mixing GONAL-*f*[®] 1050 IU (77 µg) or 450 IU (33 µg) Multi-Dose Vials”.
4. Calculate the amount to withdraw from the new vial by subtracting the amount left in the current vial from the desired dose (as prescribed by your physician).
5. Use a new syringe for injection to withdraw the calculated amount from new vial.
6. Insert this partially filled new syringe for injection into the previous vial, then draw up your complete dose.

6. Prepare The Injection Site

- Select the site of injection (e.g. top of thigh, tummy).
- Wipe the chosen area with an alcohol wipe, cleansing an area of approximately 5 cm x 5 cm. Allow the alcohol on your skin to dry. Lay the used side of the wipe next to your working surface or on the alcohol wipe wrapper.



7. Injecting The Solution

- Pick up the syringe and remove the cap from the needle.
- Invert the needle and hold as if “throwing a dart”.
- With your other hand, gently squeeze the skin together to make a little elevation at the injection site.
- Using a “dart like motion”, insert the needle at a 90-degree angle. (You need very little force but quick action.)
- Once the needle is inserted into the tissue all the way, inject the solution by pushing gently on the plunger with your thumb or index finger of the hand holding the syringe. Take as much time as you need to inject all the solution.
- Immediately withdraw the needle and clean the site with the clean side of the alcohol swab using a circular motion. If there is minor oozing you may need to apply a small amount of pressure for a minute.



IMPORTANT: The injection syringes provided with GONAL-*f*[®] 1050 IU (77 µg) or 450 IU (33 µg) Multi-Dose are designed for use only with this product. Do NOT use the injection syringes to administer other drugs or hormones. All used syringes should be discarded.

8. Dispose Of All Used Items

- Once you have finished your injection, immediately discard the needles and syringe (without recapping the needle) into the disposal container.
- Take the container to a clinic or pharmacy for proper disposal when the needle disposal container is full or when you have completed your entire treatment.



9. Storing Your Vial of GONAL-*f*[®] 1050 IU (77 µg) or 450 IU (33 µg) Multi-Dose Between Uses

- After each use, the vial containing GONAL-*f*[®] 1050 IU (77 µg) and 450 IU (33 µg) Multi-Dose liquid can be stored at or below room temperature (25° C).
- Do not freeze. Do not store the drug in the syringe.
- Discard any unused liquid GONAL-*f*[®] 1050 IU (77 µg) or 450 IU (33 µg) Multi-Dose after 28 days.

If you are unsure about the mixing of the solution, or have difficulty with the injections, call your clinic office or contact MOMENTUM at 1-800-387-8479 immediately.

The MOMENTUM patient services program (formerly Fertility Lifelines) is a free and confidential service that offers customized patient support, including injection assistance to individuals using EMD Serono fertility products.

Call MOMENTUM toll-free at 1-800-387-8479 between the hours of 8:00 a.m. and 8:00 p.m. (Eastern Time), Monday to Friday. MOMENTUM is available 24 hours a day, 7 days a week for urgent inquiries that cannot wait until the following business day. Simply leave your name, reason for calling, and your phone number, and a registered nurse will return your call in a timely manner. MOMENTUM is available in over 250 languages through the assistance of certified translators.

For more information on GONAL-*f*[®] please refer to the package insert that came with your medication or the latest product monograph.

MOMENTUM will not comment on individual diagnosis or treatment questions, or laboratory results. You should discuss those with your healthcare provider.

MOMENTUM is a source of educational support sponsored by EMD Serono, Canada and is not intended to replace discussions with your healthcare provider.



RH-0203-01



GONAL-*f*[®]
FOLLITROPIN ALFA

1-800-387-8479

MOMENTUM is a complimentary and confidential phone service which offers support for patients who are prescribed EMD fertility products.

© Ares Trading S.A

GONAL-*f*[®] is a registered trademark of Ares Trading S.A

Importer & Distributor: EMD Serono,

A business of Merck KGaA, Darmstadt, Germany

2695 North Sheridan Way, Suite 200, Mississauga, Ontario L5K 2N6 Canada



**EMD
SERONO**