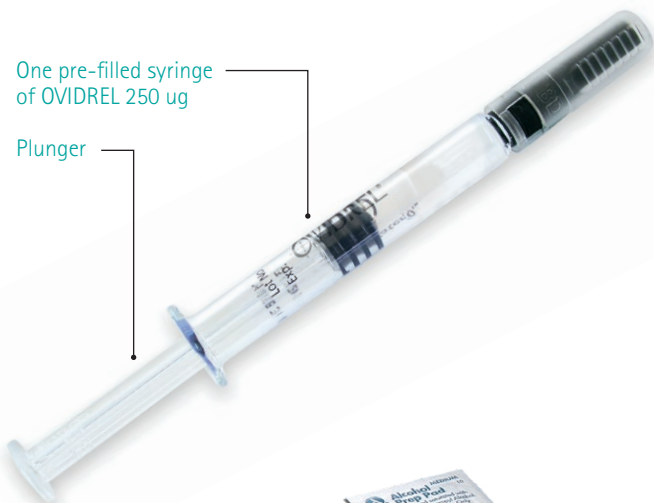


OVIDREL[®] (choriogonadotropin alfa injection)

Administration and storage instructions

One pre-filled syringe of OVIDREL 250 ug

Plunger



Alcohol wipes
(not included)



For illustrative purposes only.
This does not represent the
Canadian OVIDREL syringe.

ADMINISTRATION

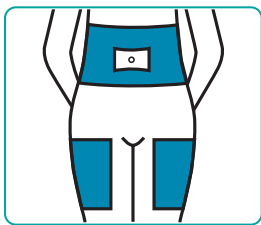
REVIEW THESE STEPS BEFORE YOU ADMINISTER OVIDREL

Before you begin

- Lay out the above materials on a clean surface
- Wash your hands well with soap and water
- The OVIDREL needle should not touch any surface except alcohol-cleaned skin; keep it capped prior to use



**EMD
SERONO**



Step 1

Select the site of injection (e.g., top of thigh, tummy) using the injection site diagram to the left.



Step 2

Wipe the chosen area with an alcohol wipe, cleansing an area of approximately 5 cm x 5 cm. Lay the used side of the wipe next to your working surface or on the alcohol wipe wrapper.



Step 3

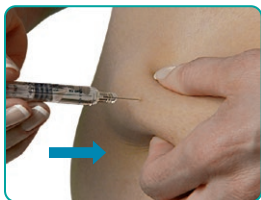
Pick up the syringe and remove the cap from the needle.



Step 4

Invert the needle and hold as if “throwing a dart”.

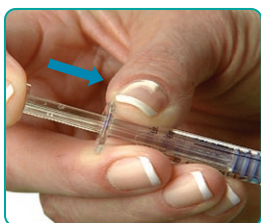
With your other hand, gently squeeze the skin together to make a little elevation at the injection site.



Step 5

Using a “dart like motion”, insert the needle at a 90° angle.

IMPORTANT: To inject, you need very little force but quick action.



Step 6

Once the needle is inserted into the tissue all the way, inject the solution by pushing gently on the plunger.

Take as much time as you need to inject all the solution.

Step 7

Withdraw the needle and clean the site with the clean side of the alcohol swab using a circular motion. If there is minor oozing you may need to apply a small amount of pressure for a minute.

Once you have finished your injection, immediately discard the needles and syringe (without recapping the needle) into the disposal container. Take the container to a clinic or pharmacy for proper disposal.



Frequently Asked Questions

What is OVIDREL?

OVIDREL (choriogonadotropin alfa) is used to trigger ovulation in infertile women with ovarian dysfunction.

How is OVIDREL administered?

OVIDREL comes as a ready-to-use solution packaged in a pre-filled syringe.

Can I take OVIDREL with other medications?

Please inform your doctor and pharmacist if you are taking or have taken any other medications, even those not requiring a prescription.

Who can take OVIDREL?

OVIDREL is indicated for women following the stimulation phase of fertility treatment.

What are the side effects associated with the use of OVIDREL?

As with other hCG preparations, side effects can occur with the use of OVIDREL: discomfort at the injection site, stomach pain, nausea, and vomiting have been reported. Ask your fertility team to discuss the possible side effects with you. As with all medications, it is important

to report any physical changes and all symptoms to your healthcare professional.

You should discuss the potential risk of multiple births with your doctor before beginning treatment. Finally, there is a risk of developing Ovarian Hyperstimulation Syndrome (OHSS) while on OVIDREL. OHSS occurs infrequently (usually less than 3% incidence). However, because OHSS can progress rapidly to a serious medical event, OVIDREL should be stopped at the first signs of OHSS. Contact your doctor if you experience severe pain or bloating in the stomach or pelvic area, severe upset stomach, vomiting, or weight gain.

What is hCG?

Human chorionic gonadotrophin, or hCG, is a hormone that is involved in reproduction in women. It is found in the urine of pregnant women and is produced by the placenta.

Who should not take OVIDREL?

OVIDREL is contraindicated in women who exhibit:

1. Hypersensitivity to choriogonadotropin alfa or to any of the excipients
2. Primary ovarian failure
3. Uncontrolled thyroid or adrenal dysfunction
4. An uncontrolled organic intracranial lesion such as a pituitary tumour
5. Abnormal uterine bleeding of undetermined origin
6. Ovarian enlargement or cyst of unknown aetiology
7. Ovarian, uterine or mammary cancer
8. Pregnancy

What are the other important points to remember?

1. Do not use OVIDREL after its expiry date
2. Do not freeze OVIDREL
3. Protect OVIDREL from light
4. OVIDREL in pre-filled syringes are to be stored at 2–8°C (in a refrigerator)
You may store the pre-filled syringe at 25°C (room temperature) for up to 30 days, however after this time the pre-filled syringe should be discarded.

You are not alone.

Where can you get help and find more information?

momentum

The *MOMENTUM* patient services program is a free and confidential service that offers customized patient support, including injection assistance, to individuals using EMD Serono fertility products.



fertility.mymomentum.ca

Our comprehensive patient website is designed to provide:

- Technical support including downloadable injection guides and videos
- Frequently asked questions on EMD Serono products



1-800-387-8479

- Our *MOMENTUM* toll-free helpline is available 24 hours a day, 7 days a week
- Regular hours are 8:00 a.m. to 8:00 p.m. (Eastern Time), Monday to Friday
- An after-hour pager service is available for urgent inquiries that cannot wait until the following business day. Simply leave your name, reason for calling, and your phone number, and a registered nurse will return your call in a timely manner

***MOMENTUM* is available in over 250 languages through the assistance of certified translators.**

MOMENTUM will not comment on individual diagnosis or treatment questions, or laboratory results. You should discuss those with your healthcare provider. *MOMENTUM* is a source of educational support sponsored by EMD Serono, Canada and is not intended to replace discussions with your healthcare provider.

OVIDREL® Product Monograph. EMD Serono, October 16, 2019

Ovidrel® is a registered trademark of Merck KGaA, Darmstadt, Germany.

Importer & Distributor: EMD Serono, A Division of EMD Inc., Canada

A business of Merck KGaA, Darmstadt, Germany

2695 North Sheridan Way, Suite 200, Mississauga, Ontario L5K 2N6 Canada

CA/OVI/1018/0003(1)



MEMBER OF
INNOVATIVE MEDICINES CANADA

**EMD
SERONO**

RH0219E